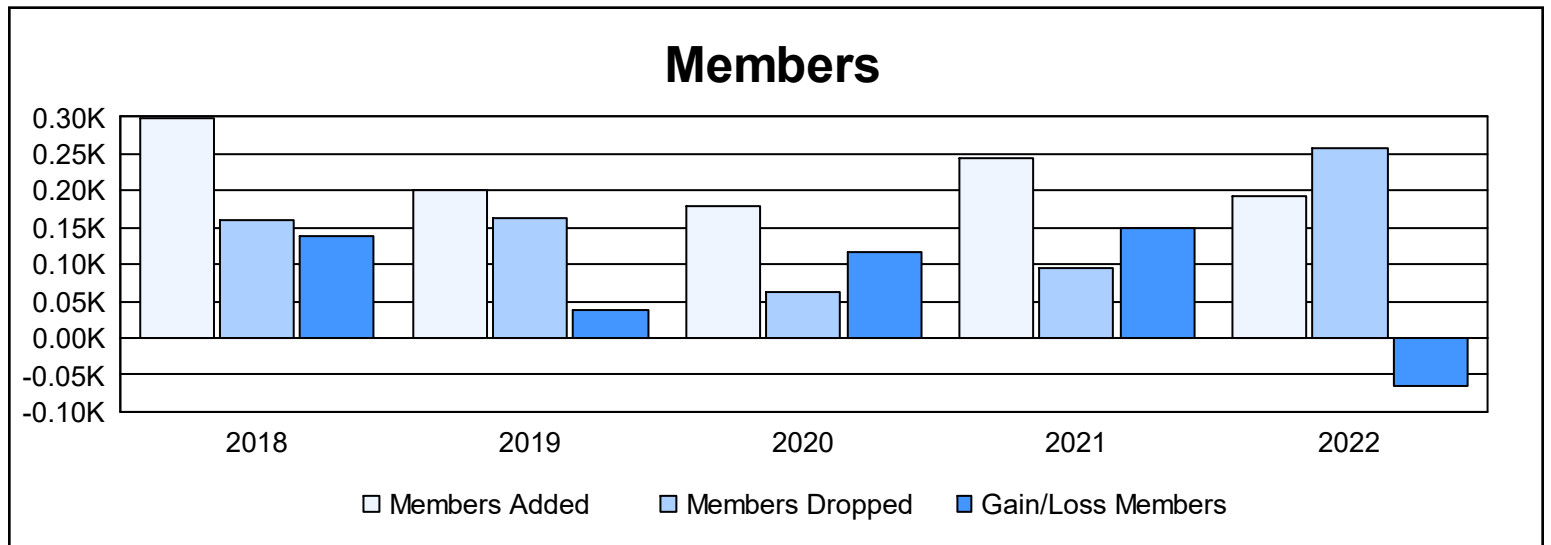
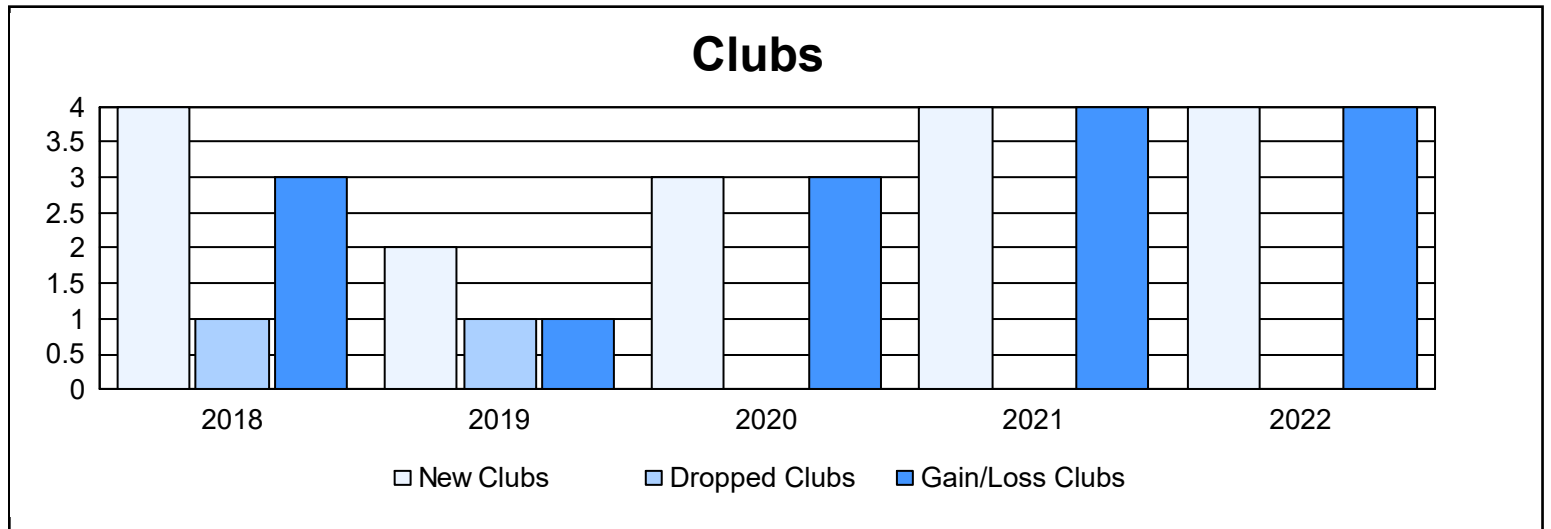
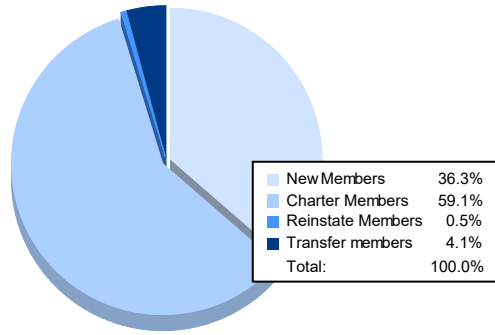


| Year           | New Clubs | Dropped Clubs | Gain/ Loss Clubs | New Members | Charter Members | Reinstate Members | Transfer Members | Total Member Added | Total Members Dropped | Gain/ Loss Members |
|----------------|-----------|---------------|------------------|-------------|-----------------|-------------------|------------------|--------------------|-----------------------|--------------------|
| 2017-2018      | 4         | 1             | 3                | 197         | 99              | 0                 | 3                | 299                | 161                   | 138                |
| 2018-2019      | 2         | 1             | 1                | 147         | 49              | 0                 | 5                | 201                | 163                   | 38                 |
| 2019-2020      | 3         | 0             | 3                | 96          | 83              | 0                 | 0                | 179                | 62                    | 117                |
| 2020-2021      | 4         | 0             | 4                | 132         | 110             | 1                 | 1                | 244                | 94                    | 150                |
| 2021-2022      | 4         | 0             | 4                | 70          | 114             | 1                 | 8                | 193                | 259                   | -66                |
| <b>Average</b> | <b>3</b>  | <b>0</b>      | <b>3</b>         | <b>128</b>  | <b>91</b>       | <b>0</b>          | <b>3</b>         | <b>223</b>         | <b>148</b>            | <b>75</b>          |



### Membership Composition June 2022 Cumulative



### Gender Composition June 2022 Cumulative

